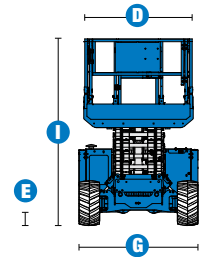
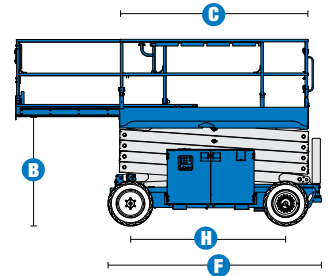


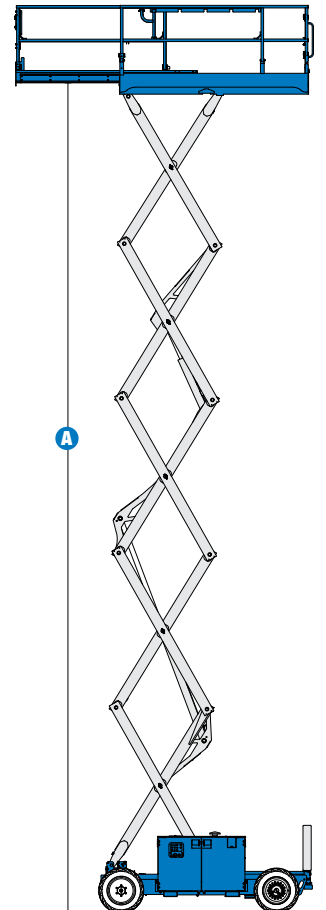
Specifications

MODELS	GS™-2669 RT		GS™-3369 RT		GS™-4069 RT	
MEASUREMENTS	US	Metric	US	Metric	US	Metric
Working height maximum*	32 ft	9.92 m	39 ft	11.96 m	46 ft	14.19 m
A Platform height maximum	26 ft	7.92 m	32 ft 8 in	9.96 m	40 ft	12.19 m
Drive height	26 ft	7.92 m	32 ft 8 in	9.96 m	40 ft	12.19 m
B Platform height - stowed	4 ft 10 in	1.47 m	4 ft 10 in	1.47 m	5 ft 5 in	1.65 m
C Platform length - outside	9 ft 2 in	2.79 m	9 ft 2 in	2.79 m	9 ft 2 in	2.79 m
extended	14 ft 2 in	4.32 m	14 ft 2 in	4.32 m	14 ft 2 in	4.32 m
Slide-out platform extension deck	5 ft	1.52 m	5 ft	1.52 m	5 ft	1.52 m
D Platform width - outside	5 ft 3 in	1.6 m	5 ft 3 in	1.6 m	5 ft 3 in	1.6 m
Toeboard height	6 in	0.15 m	6 in	0.15 m	6 in	0.15 m
E Height - stowed	8 ft 6 in	2.59 m	8 ft 6 in	2.59 m	9 ft	2.74 m
rails lowered	6 ft 3.5 in	1.92 m	6 ft 3.5 in	1.92 m	6 ft 10 in	2.08 m
F Length - stowed	12 ft 4 in	3.76 m	12 ft 4 in	3.76 m	12 ft 4 in	3.76 m
platform extended	15 ft 9.5 in	4.81 m	15 ft 9.5 in	4.81 m	15 ft 9.5 in	4.81 m
G Width	5 ft 9 in	1.75 m	5 ft 9 in	1.75 m	5 ft 9 in	1.75 m
H Wheelbase	7 ft 6 in	2.29 m	7 ft 6 in	2.29 m	7 ft 6 in	2.29 m
I Ground clearance - center	9.5 in	0.24 m	9.5 in	0.24 m	9.5 in	0.24 m



PRODUCTIVITY

Maximum platform occupancy***	4		4		3	
Lift capacity	1,500 lbs	680 kg	1,000 lbs	454 kg	800 lbs	363 kg
Extension deck capacity	300 lbs	136 kg	300 lbs	136 kg	300 lbs	136 kg
Drive speed - stowed	3.5 mph	5.6 km/h	3.5 mph	5.6 km/h	3.5 mph	5.6 km/h
Drive speed - raised	0.3 mph	0.5 km/h	0.3 mph	0.5 km/h	0.3 mph	0.5 km/h
Gradeability - stowed****	35%		30%		30%	
Maximum outrigger leveling:						
front to back	5.3°/4.2°					
side to side	11.7°					
Turning radius - inside	83 in	2.11 m	83 in	2.11 m	83 in	2.11 m
Turning radius - outside	181.2 in	4.6 m	181.2 in	4.6 m	181.2 in	4.6 m
Raise/lower speed	26/33 sec		42/28 sec		69/46 sec	
Controls	proportional					
Drive	four wheel					
Tires - rough terrain	12x26 in	30x66 cm	12x26 in	30x66 cm	12x26 in	30x66 cm



POWER

Power source	Kubota D-1105 Diesel 24.8 hp					
Fuel tank capacity	10 gal	37.9 L	10 gal	37.9 L	10 gal	37.9 L
Hydraulic system capacity	18 gal	68.1 L	18 gal	68.1 L	18 gal	68.1 L

WEIGHT*****

	8,177 lbs	3,709 kg	8,577 lbs	3,890 kg	11,127 lbs	5,047 kg
--	-----------	----------	-----------	----------	------------	----------

STANDARDS COMPLIANCE

ANSI A92.6, CSA B354.2, CE Compliance, AS 1418.10

* The metric equivalent of working height adds 2 m to platform height. U.S. Adds 6 ft to platform height.
 *** CE/AUS markets: GS™-3369 and GS™-4069 are limited to 2 person platform occupancy when used outdoors.
 **** Gradeability applies to driving on slopes. Gradeability may vary depending on the weight of options installed on machine. See operator's manual for details regarding slope ratings.
 ***** Weight varies depending on options and country standards.

Features

STANDARD FEATURES

MEASUREMENTS

GS™ -2669 RT

- 32 ft (9.92 m) working height
- Up to 1,500 lb (680 kg) lift capacity

GS™ -3369 RT

- 39 ft (11.96 m) working height
- Up to 1,000 lb (454 kg) lift capacity

GS™ -4069 RT

- 46 ft (14.19 m) working height
- Up to 800 lb (363 kg) lift capacity

PRODUCTIVITY

- 110 x 63 in (2.79 x 1.6 m) steel frame platform with replaceable aluminum deck
- 5 ft (1.52 m) extension deck
- Automatic leveling hydraulic outriggers
- Folding guardrails
- Proportional lift and drive
- Full height swing gate
- 4WD
- Front oscillating axle
- Positive traction control
- Four-wheel braking
- Swing-out engine tray
- Non-marking foam-filled rough terrain tires (eco fill)
- Tilt level sensor with audible alarm
- Descent alarm
- Horn
- Hour meter
- Dual flashing beacons
- Motion alarm
- Hydraulic oil cooler

POWER

- Kubota Diesel 24.8 hp (18.5 kW)

OPTIONS & ACCESSORIES

PRODUCTIVITY

- Air line to platform
- Platform work lights

POWER OPTIONS

- Cold weather package
- 240 Volt power to platform
- 7KVA Hydraulic generator (240 v/50 Hz)



Genie Australia – Toll free number 1800 788 633

Brisbane (Head Office)
33 Kimberley Street
Darra QLD 4076

Sydney
74 Glendenning Road
Glendenning NSW 2761

Melbourne
374 Hammond Road
Dandenong VIC 3175

Perth
126 Sheffield Road
Welshpool WA 6106

Genie United States Distributed by:

18340 NE 76th Street
P.O. Box 97030
Redmond, Washington
98073-9730

Effective Date: April 2012. Product specifications and prices are subject to change without notice or obligation. The photographs and/or drawings in this document are for illustrative purposes only. Refer to the appropriate Operators' Manual for instructions on the proper use of this equipment. Failure to follow the Operators Manual when using our equipment or to otherwise act irresponsibly may result in serious injury or death. The only warranty applicable to our equipment is the standard written warranty applicable to the particular product and sale and we make no other warranty, express or implied. Products and services listed may be trademarks, service marks, or trade names of Terex Corporation, Terex South Dakota, Inc., and/or their subsidiaries in the USA and other countries. All rights reserved. Terex is a registered trademark of Terex Corporation in the USA and many other countries. Genie is a registered trademark of Terex South Dakota, Inc. in the USA and many other countries. ©2009 Terex Corporation.